




Electric excavators



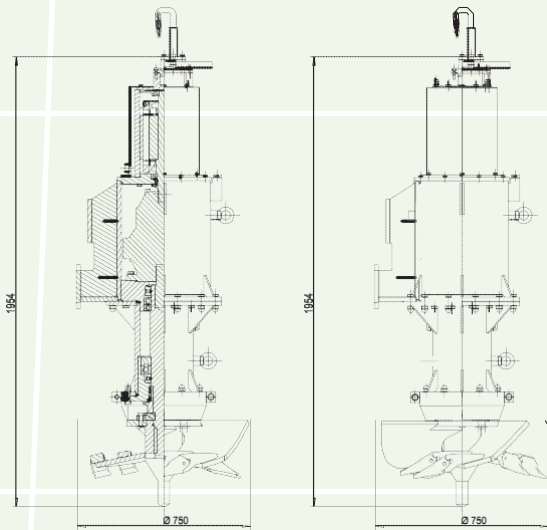
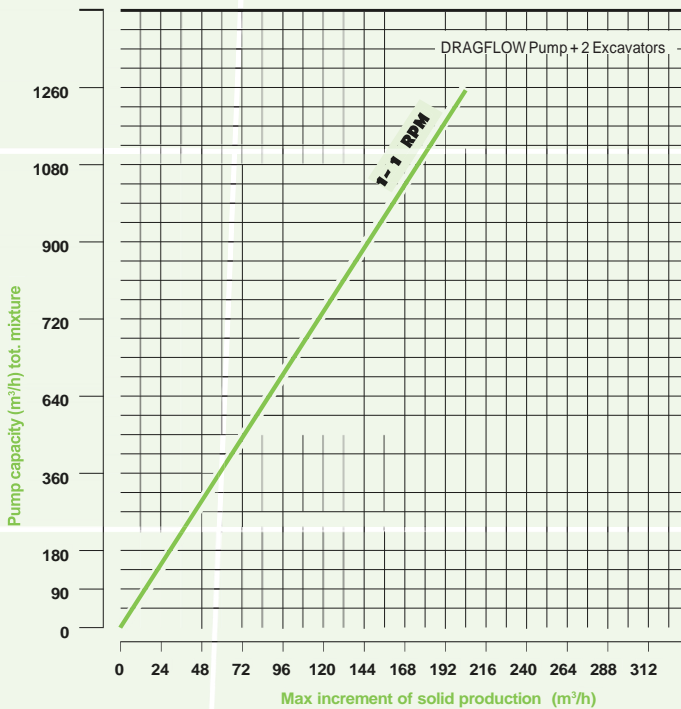
DRAGFLOW

Electric excavators EXEL 20

TECHNICAL SPECIFICATIONS ESCAVATOR 50Hz

ELECTRIC MOTOR	
Power	9kw (12HP)
Rated Current	19 A
Rated Voltage	400 V - 50 Hz
Rated speed	1450 rpm - 4 Poles
Insulation	Classe H
Power Cable	20 m (Iec 60245-4) H07RN-F 4G10
EXCAVATOR	
Speed	25rpm
Rated Torque	3240 Nm
Starting Torque	10000 Nm
Weight	800 Kg

PERFORMANCE CURVE



- High capacity
- Soft material

Hard and Compact
material

- General Purpose

DRAGFLOW

P. O. Box 95325, M-03/M-04 Art Beat Building,
Off Al Dhafra Street, Muroor Road, Abu Dhabi - U.A.E.

+971 2 6737900 sales@acecentro.com

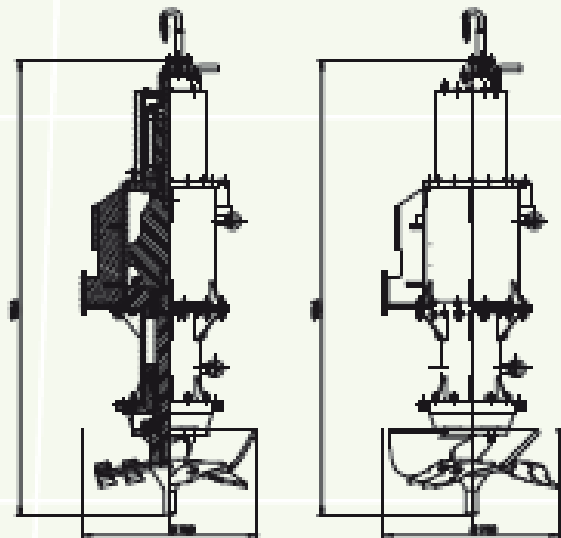
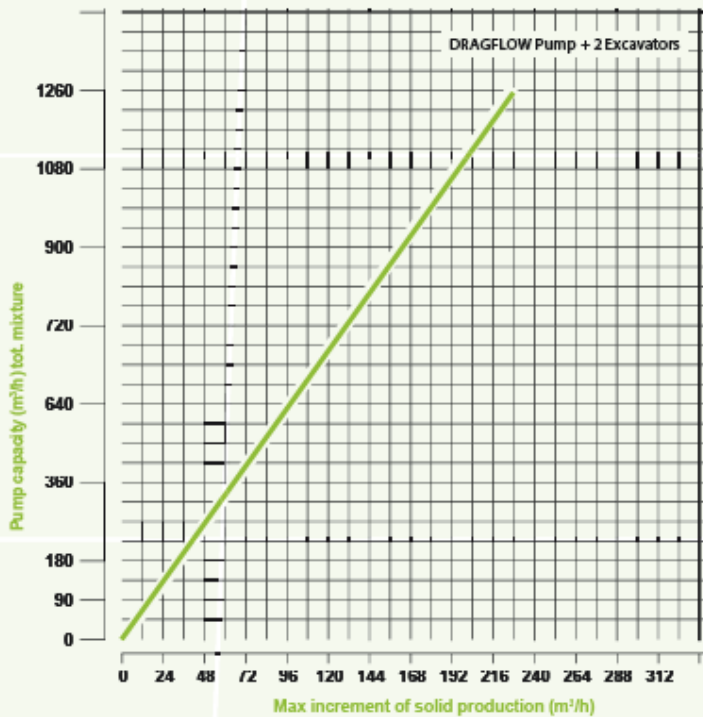
Technical data subjected to changes at design phase.

Electric excavator **EXEL 20**

TECHNICAL SPECIFICATIONS ELECTRIC PUMP 60 Hz

ELECTRIC MOTOR	
Power	10,8Kw(14,4 HP)
Rated Current	16 A
Rated Voltage	480 V
Rated speed	1750 rpm
Insulation	Classe H
Power Cable	20 m (lec 60245-4) H07RN-F 4G10
EXCAVATOR	
Speed	30 rpm
Rated Torque	3240 Nm
Starting Torque	10000 Nm
Weight	800 Kg

PERFORMANCE CURVE



data subjected to changes at any moment